


LIMELIGHT® COLLECTION



FreshWater® IQ
System Ready



Dual Action Filtration
SilentFlo Circulation



FiberCor®
High-Density Insulation



Color LCD Display

PULSE®



*Shown with Alpine White Shell
and Coastal Gray Cabinet*

People	Seating	Jets	Voltage
7 Seats	Open	49 Jets	230 V

Size
7'5" x 7'5" x 38" | 226 cm x 226 cm x 97 cm


Water Care
FreshWater® Salt System Ready

LIMELIGHT® COLLECTION


PULSE®



SHELL COLORS*




CABINET COLORS*



COVER COLORS

POLYESTER



LEGENDARY MASSAGE

49 Personalized-Control Jets

- 1 XL Dual Rotary jet
- 1 XL Single Rotary jet
- 2 XL Directional jets
- 4 Standard Single Rotary jets
- 2 Standard Directional jets
- 4 Rotary Precision jets
- 35 Directional Precision® jets

EASY WATER CARE

Water Care System	FreshWater® Salt System Ready Smart Monitoring System Optional
Filtration System	Dual action, 100 sq. ft., top loading

LEADING ENERGY EFFICIENCY

Jet Pump 1	Wavemaster® 9200; Two-speed, 2.5 HP Continuous Duty, 5.2 HP Breakdown Torque
Jet Pump 2	Wavemaster® 9000; One-speed, 2.5 HP Continuous Duty, 5.2 HP Breakdown Torque
Circulation Pump	SilentFlo 5000® for quiet, continuous filtration
Heater	Titanium No-Fault® 4,000 W / 230 V
Insulation	FiberCor® Insulation; Certified to California Energy Commission (CEC) and APSP 14 energy efficiency standards for portable spas
Cover	WeatherPro™ 4" Tapered Custom-Fit with Hinge Seal

SIZE

Dimensions	7'5" x 7'5" x 38" / 226 cm x 226 cm x 97 cm
-------------------	---

CAPACITY

Seating Capacity	7 seats
Water Capacity	445 gallons / 1,685 liters
Weight	1,015 lbs. / 460 kg dry; 5,950 lbs. / 2,700 kg filled**

ADDITIONAL FEATURES

Smart Spa Technology	Hot Spring Spas App, Powered by the Connected Spa Kit
Water Feature	Vidro® backlit ribbon waterfall
Cover Lifters	CoverCradle®, CoverCradle II, Lift 'n Glide®, or UpRite®
Steps	Limelight Collection Step (Coastal Gray, Espresso, and Sable), Polymer Step (Ash)
Entertainment	Bluetooth® Wireless Sound System (Optional)
Control System	IQ 2020® with LCD control panel 230 V / 50 amp, 60 Hz (Includes G.F.C.I. protected sub-panel)
Lighting System	Raio® multi-color interior points of light Exterior multi-color lighting with timer
Cooling System	CoolZone™ (Optional)

*Actual colors and products may vary from print representation. See dealer to verify.
**Includes water and 7 adults weighing 175 lbs. each.